



# Van Raalte & Co., Inc.

800-286-0030

## E-Z UP® INSTANT SHELTER®

THE #1 INSTANT SHELTER® BRAND IN THE WORLD™

5621 Garden Valley Road - Garden Valley, CA 95633

**NEW**



**ENTERPRISE™**

**IT'S YOUR TIME  
TO SHINE.  
BE DIFFERENT.**

### ENTERPRISE™ 10' X 10'

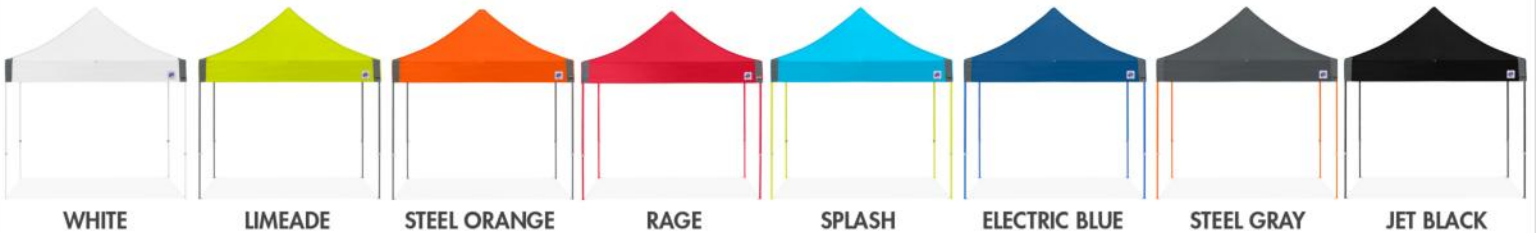
Built with professional-like features, the upgraded Enterprise™ Instant Shelter® enhances any promotion, event and general marketing. Featuring a professional grade bolt-on fabric top and high strength steel frame, this shelter combines a high quality instant shelter solution with a mid-range budget.

### ALL NEW MIX-N-MATCH TOP & FRAME COLORS

Personalize your shelter from 175 possible color combinations. Take your brand, organization or team to the next generation of professional instant shade!

**UP for Color. Style. Choice. UP for Everything.™**

**NEW COLOR SETS: 8 TOPS + 7 FRAMES IN DYNAMIC COLOR COMBOS**



### MIX & MATCH YOUR INSTANT SHELTER®

See Your Perfect Color Set or Mix & Match at: [ezup.com/enterprise](http://ezup.com/enterprise)

#### CHOOSE YOUR TOP : 8 COLORS



#### OPTIONAL: PREMIUM TOP COLORS



#### CHOOSE YOUR FRAME: 7 COLORS






# Van Raalte & Co., Inc.

## FEATURES & SPECIFICATIONS



### AUTO PEAK® TENSIONER

Ensures Proper Top Fit & Form




### REINFORCED FABRIC TOP CORNERS

Greater Durability and Longer Lasting



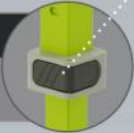
### BOLT-ON TOP

Secures Top to Frame Adding Support



### TOGGLE LEG ADJUSTMENT

5 Height Options with 3" Intervals



### HIGH-STRENGTH END CAPS

Heavy-duty for Greater Durability




### AUTO-SLIDER® PULL PIN

Improved Pull Pin for Quick Lock Release



### E-Z GLIDE TRUSS WASHERS

Provide Increased Stability & E-Z Set Up



### HIGH STRENGTH STEEL FRAME

Powder-Coated, Rust Resistant Frame



SETS UP IN SECONDS™

1

2

3



## SPECIFICATIONS

SIZE	10'x10' (3.0 m x 3.0 m)
FRAME	Powder-Coated Steel
TOP FABRIC	Professional Grade Fabric
TOP SPECIFICATIONS	Meets CPAI-84, NFPA-701 and CAN/ULC-S109 Fire Resistant Requirements
PRODUCT INCLUDES	Fabric Top, Folding Frame and Cover Bag
FRAME SHIPPING WEIGHT	46 lbs. (20.9 kg)
TOP SHIPPING WEIGHT	13 lbs. (5.9 kg)
BOX DIMENSIONS - TOP	27" L x 11" W x 4" H (69 cm x 28 cm x 10 cm)
BOX DIMENSIONS - FRAME	63" L x 8" W x 8" H (1.6 m x 20 cm x 20 cm)
MAXIMUM PEAK HEIGHT	11' (3.4 m)
MAXIMUM HEADROOM	7' 1" (2.2 m)
MAXIMUM VALANCE CLEARANCE HEIGHT	6' 9" (2.1 m)
CUSTOM PRINTING OPTIONS	Imprint & Full-Bleed Digital Printing
WARRANTY	5 Years

## ACCESSORIES



### E-Z UP® INSTANT SHELTER® MOST POPULAR ACCESSORIES:

- Event Lights
- Deluxe Weight Bags
- Heavy Duty Stake Kit
- Sidewalls & Railskirts
- Deluxe Roller Bag
- Proflags & Banners
- Tables & Table Covers
- Directors Chairs

## RECOMMENDED USES

- Event Marketing
- Trade Shows
- Exhibit Booth
- Rental Industry
- Corporate Events
- Business & Civic Event
- Product Demonstrations
- Racing
- Sponsorship Recognition
- Indoor & Outdoor Display



800-286-0030  
ezup4u.com